

HARMONIC RESPONSES IN 2DEG AlGaAs/GaAs HEMT DEVICES DUE TO PLASMA WAVE INTERACTIONS

ABDUL MANAF HASHIM^{1*}, SEIYA KASAI² & HIDEKI HASEGAWA³

Abstract. Plasma waves are oscillations of electron density in time and space, and in deep submicron field effect transistors, typical plasma frequencies, ω_p , lie in the terahertz (THz) range and do not involve any quantum transitions. Hence, using plasma wave excitation for detection and/or generation of THz oscillations is a very promising approach. In this paper, the investigation of plasma wave interaction between the plasma waves propagating in a short-channel High-Electron-Mobility Transistor (HEMT) and that of the radiated electromagnetic waves was carried out. Experimentally, we have demonstrated the detection of the terahertz (THz) radiation by an AlGaAs/GaAs HEMT up to third harmonic at room temperature and their resonant responses show very good agreement with the calculated results.

Keywords: Surface plasma waves; drift plasma; THz device, GaAs; HEMT

Abstrak. Gelombang plasma adalah ayunan kepadatan elektron dalam ruang masa, dan di dalam submikro transistor kesan medan, frekuensi plasma khas, ω_p , terletak dalam julat terahertz (THz) dan tidak melibatkan peralihan kuantum. Maka, ayunan THz dapat dikesan dan/atau dihasilkan dengan menggunakan ransangan gelombang plasma. Dalam kertas kerja ini, dapat dikaji kaitan gelombang plasma antara penghantaran gelombang plasma dalam saluran pendek transistor pergerakan elektron tinggi (high-electron-mobility transistor - HEMT) dan yang terpancar dari gelombang elektromagnet. Berdasarkan eksperimen, kami telah membuktikan pengesanan radiasi terahertz (THz) oleh AlGaAs/GaAs HEMT hingga harmonik ketiga dalam suhu bilik dan hasil resonan bertepatan dengan hasil kiraan.

Kata kunci: Gelombang permukaan plasma; plasma hanyut; peranti THz; GaAs; HEMT

1.0 INTRODUCTION

Since the last decade, the study on terahertz (THz) devices and their applications in radio astronomy, industry and defense have recently been proceeding rapidly [1], but the terahertz band is still considered as an unexplored region in the sense that no practical integrated device technology exists. New operating principles should be

¹ Material Innovations and Nanoelectronics Research Group, Faculty of Electrical Engineering, Universiti Teknologi Malaysia, 81310 Skudai, Johor, Malaysia

^{2&3} Research Center for Integrated Quantum Electronics, Hokkaido University North 12 West 8, Sapporo 060-8628, Japan

* Corresponding author: Tel: +607-553-5688, Fax: +607-556-6272. Email: manaf@fke.utm.my

introduced for the real applications in THz region since the transit-time effect is so severe in this frequency range for conventional devices. One possibility is to utilize plasma wave interaction in a semiconductor. Recently, Dyakonov and Shur proposed a new THz device utilizing the plasma resonance effect of highly dense two-dimensional conduction electrons in the field-effect transistor (FET) channel [2–4]. Some motivated experimental studies on the plasma resonant effect in HEMTs and/or similar FETs have also been reported [5–7]. We call this kind of device hereafter as a plasma wave device.

Dyakonov and Shur proposed that the reduction of semiconductor device feature sizes results in a greatly increased electron density in the device channel. As a consequence, the critical device dimensions are becoming comparable to or even smaller than a mean free path for electron collisions with impurities or phonons. At the same time, this reduction of device feature size results in a greatly increased electron density in the device channel, hence, electron–electron collisions become dominant, and electrons in an FET channel should behave as a two-dimensional (2D) electron fluid. In this situation, the electrons can be described by hydrodynamic equations and coincide with the hydrodynamic equations for shallow water [2].

According to their theory, this plasma wave device does not rely upon transit-time carrier transport but upon electronic polarization so that it can operate up to THz region. It has also demonstrated that the resonance frequency of this plasma wave device can be controlled by the gate voltage, which results in a possibility of frequency-tunable THz detector [8] which makes it suitable for many applications involving far infrared spectroscopy for the detection of chemical and biological substances. This detector produces an open circuit dc voltage, which is proportional to the intensity of the incoming terahertz radiation with a resonance response to electromagnetic radiation at the plasma oscillation frequency. In addition, plasma waves are oscillations of electron density in time and space, and in deep submicron FET, typical plasma frequencies lie in the THz range and do not involve any quantum transition. Hence, plasma wave excitation is a very promising approach for detection and/or generation of THz oscillation.

Besides the above plasma wave interaction of non-drifting carrier concept, recently, we have also successfully demonstrated the existence of plasma wave interaction between the drifting carriers in two-dimensional electron gas (2DEG) AlGaAs/GaAs HEMT and electromagnetic waves propagating in interdigital slow wave circuit both theoretically and experimentally [9–12].

In this paper, we present the investigation of plasma wave interaction between the plasma waves of non-drifting carriers propagating in a short-channel HEMT and the radiated electromagnetic waves. Experimentally, we have demonstrated the detection of the terahertz (THz) radiation by an AlGaAs/GaAs HEMT up to third harmonic at room temperature and their resonant responses show very good agreement with the calculated results.

2.0 FUNDAMENTALS OF PLASMA WAVE DEVICES

In this paper we discuss the harmonics response in conventional three terminal two-dimensional AlGaAs/GaAs high electron mobility transistor (HEMT) structure. Figure 1 depicts the schematic cross section of a plasma wave device and its structure has no difference from those of normal HEMT device. The plasma waves in this kind of gated structure are described by a linear dispersion law,

$$\omega(k) = sk \quad (1)$$

Here, s is the plasma wave velocity that depends on the carrier density, and k is the wave vector.

The velocity of the plasma waves, s , is typically of the order of 10^8 cm/s, which is much larger than the drift velocity of the electrons in the HEMT channel. A HEMT, biased by the gate-to-source voltage and subject to electromagnetic radiation, can develop a constant drain-to-source voltage, which has a resonant dependence on the radiation frequency $f = \omega/2\pi$ with maximum at the plasma frequency $f_p = \omega_p/2\mu$ where μ is the mobility. The plasma waves velocity depend on the carrier density, n_s , in the channel capacitance per unit area C , $s = (e^2 n_s / mC)^{1/2}$, where e is the electron charge and m is the electron effective mass.

In the gradual channel approximation, the carrier density in the channel is related to the gate voltage as $n_s = CV_0/e$ where V_0 is the gate to channel voltage swing that is defined as $V_0 = V_{GS} - V_{TH}$, V_{GS} is the gate voltage and V_{TH} is the threshold voltage. In this case the fundamental plasma frequency, f_0 can be expressed by an approximate relation

$$f_0 = \frac{\omega_0}{2\mu} = \frac{n}{4L} \sqrt{\frac{eU_0}{m}} \quad (2)$$

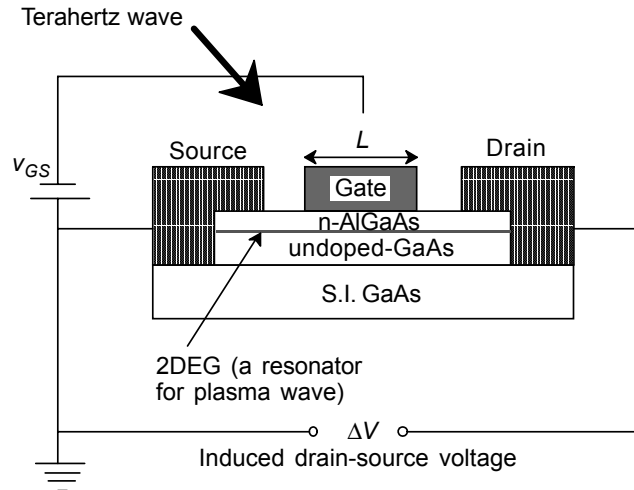


Figure 1 Schematic cross-sectional structure of plasma wave device under study

where $n/4$ is the numerical constant correspond to the boundary condition, and $n = 1, 3, 5, \dots$, L is the gate length of a device.

This relation leads to two important consequences: (i) a sufficiently short (sub-micron) HEMT can operate as a THz detector, and (ii) the frequency of this detector can be tuned by the gate voltage.

3.0 EXPERIMENTAL STUDY

Since the last decade, the theoretical and experimental works dealing with plasma waves in HEMTs and their applications for sources and detectors operating in millimeter and sub-millimeter range have been intensively studied [1–8]. In this work, we demonstrate the implementation of the n-AlGaAs/GaAs HEMT as a THz detector where the devices operated at 2.5 THz which is about 30 times higher than the transistor cut-off frequency operating on transit-time basis. Figure 2 shows the THz measurement setup. In this study, CO₂ pumped CH₃OH laser which served as a THz source of 2.5 THz radiation was used. In this setup, chopper and lock-in amplifier were not used. The laser beam was focused on the sample with the electric field polarization oriented in the drain-to-source direction. The induced drain-to-source voltage, ΔV as illustrated in figure 1 was measured using Agilent semiconductor parameter analyzer. The power of radiated THz beam is 2 mW. The measurement of THz detection was carried out at room temperature.

As shown in figure 3, we fabricated a n-AlGaAs/GaAs HEMT device with a gate length of 0.16 μm and width of 64 μm using conventional electron beam lithography and lift off techniques. The layer structure of the fabricated device is illustrated in Figure 1. The source-drain distance is 2 μm so that the total ungated region length is 1.84 μm . The gate is almost at the center of the source and drain. Alloy of Cr/Au was

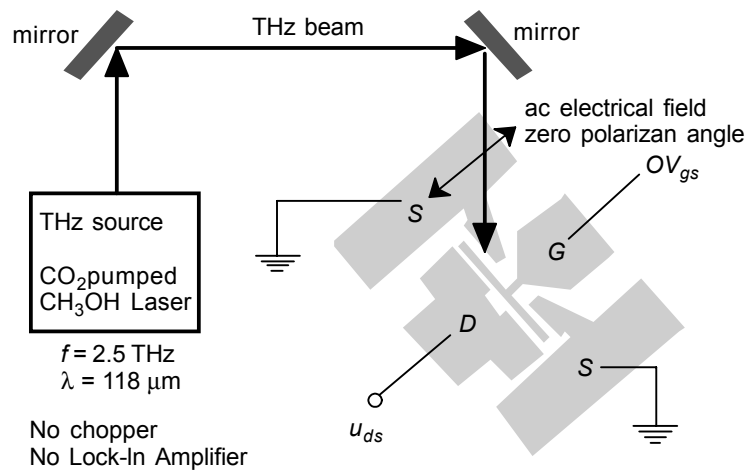


Figure 2 Measurement setup for THz detection

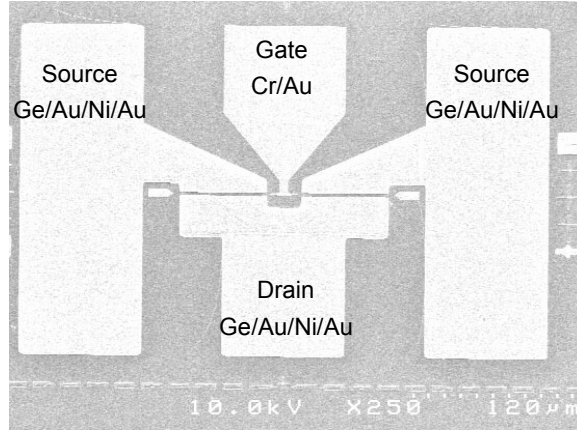


Figure 3 Fabricated device layout (top view)

used for Schottky-gate electrode, while Ge/Au/Ni/Au was used for source and drain ohmic contacts. From Hall measurement at room temperature, the mobility of AlGaAs/GaAs wafer is $7480 \text{ cm}^2/\text{Vs}$.

4.0 RESULTS AND DISCUSSION

At first, the measurement of current-voltage characteristics was carried out. Figure 4(a) shows the measured I_{DS} versus V_{DS} characteristics and (b) the measured I_{DS} versus V_{GS} where I_{DS} is the drain-source current, V_{DS} is the drain-source voltage and V_{GS} is the gate voltage. From both characteristics, the transconductance, g_m , of the device and

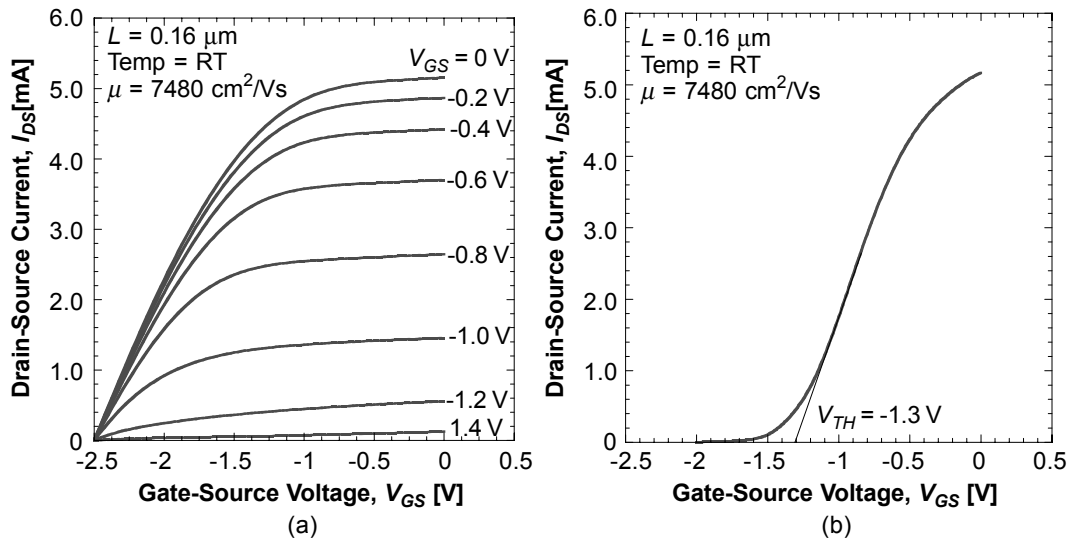


Figure 4 (a) Measured I_{DS} vs. V_{DS} and (b) measured I_{DS} vs. V_{GS}

its threshold voltage, V_{TH} are estimated to be around 94 mS/mm and -1.3 V, respectively.

During the radiation, the gate voltages were changed and the induced drain-to-source voltage was measured. Figure 5 shows the measured drain response in the unit of mV/W. The measured response was not smooth because the measurement was done at room temperature and our system was not supported by the lock-in amplifier which is normally used as reported by other groups [5–7]. The responses seem to be resulted from the plasma wave interaction which are well supported by the theoretical calculation presented in Figure 6(a) and (b).

Two peaks can be clearly seen in the Figure 5. The first peak resonates at -0.4 V and the second peak resonates at -1.2 V which are corresponding to the first and third harmonic, respectively. From these results, it can be understood that the third harmonic response occurred at the value of gate voltage which is very close to the threshold voltage. We estimated that it was about 10% to the threshold voltage where our device will completely close at voltage slightly larger than -1.4 V as shown in Figure 4 (I-V characteristics). As presented in ref. [5] by Shur's group, the fundamental response was observed at V_{GS} of -0.42 V which is also very close to the threshold voltage, V_{TH} , of -0.47 V or about 10% to the threshold voltage. In addition, since our device has quite large threshold voltage, this makes the observation of third harmonic response possible. As stated in section 3, the gate length of our device is $0.16 \mu\text{m}$ and the mobility of our AlGaAs/GaAs sample is $7480 \text{ cm}^2/\text{Vs}$ at room temperature. The resonant response reported by Shur's group [5] was measured at 8 K. The mobility of their device at 10 K

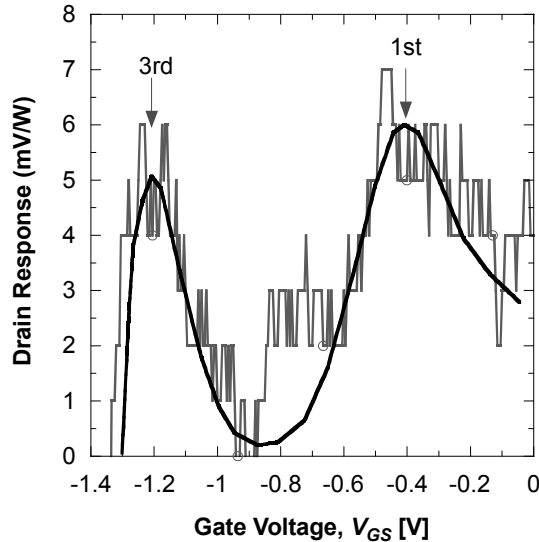
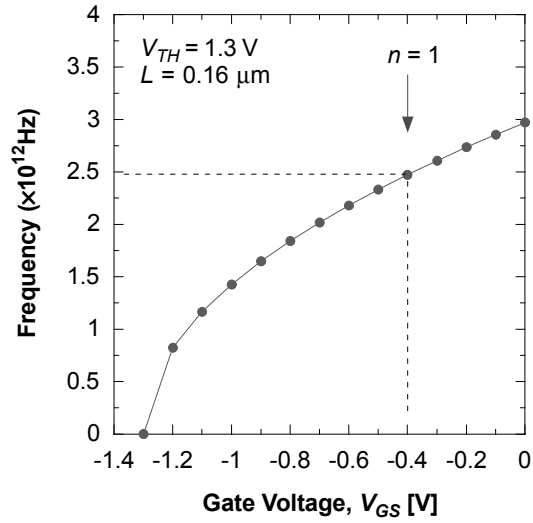
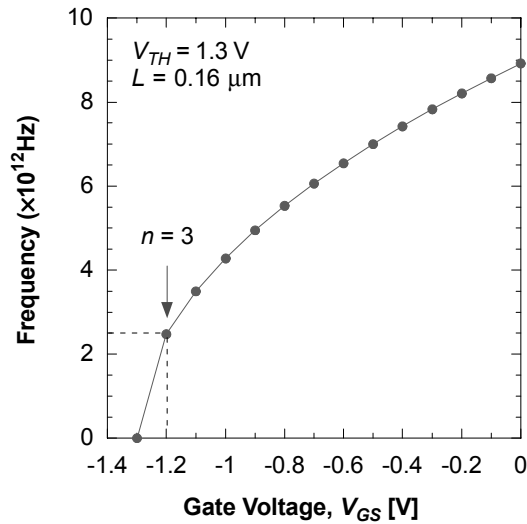


Figure 5 Measured drain response as a function of gate voltage. The arrow shows the peaks of the resonance occur at the 1st and 3rd harmonics correspond to the gate voltage



(a)



(b)

Figure 6 Calculated resonant frequency as a function of gate voltage. (a) 1st harmonic and (b) 3rd harmonic. Arrow shows the gate voltage at the frequency of 2.5 THz

was $\sim 7000 \text{ cm}^2/\text{Vs}$ and the gate length was $0.15 \mu\text{m}$. Those parameters are very close to the parameters of our device. Therefore, it is possible to observe the resonant response at room temperature if the mobility is above $7000 \text{ cm}^2/\text{Vs}$.

Dyakonov and Shur [13, 14] reported that the resonant frequencies of plasma oscillations are much higher for ungated structures. Therefore, the current instability

and plasma waves generation is easier to achieve. According to the calculation presented in ref. [13], a much higher frequency for ungated devices results in a much higher quality factor, ωt , for detecting electromagnetic radiation. The total of ungated region length of our device is $1.84 \mu\text{m}$ and referring to the calculation presented in ref. [13], the ωt value is in the vicinity of 10.

The simulation based on the proposed theory [3] and briefly described in section 2, was carried out to confirm those resonant peaks. Because of the nonlinear properties of the electron fluid and the asymmetry in the boundary conditions, a HEMT biased only by the gate-to-source voltage, and subjected to an electromagnetic radiation develops a constant drain-to-source voltage, which has a resonance dependence on the radiation frequency with maximum at the plasma oscillation frequency and its odd harmonics ($n = 1, 3, 5, \dots$) as being demonstrated in [8].

Using the fabricated device parameters, and the Equation (2), the dependences of various frequencies and the gate voltages for the first and third harmonics were calculated. The results of calculated resonant frequency as a function of gate voltage for first harmonic and third harmonic are shown in Figure 6(a) and (b), respectively. For the first harmonic, the resonance of 2.5 THz is predicted to occur at gate voltage of -0.4 V while for the third harmonic the resonance is predicted to occur at -1.2 V . These results show very good agreement with the experimental one as shown in Figure 5. Hence, the existence of plasma wave interaction was observed experimentally at room temperature up to third harmonic. The measurement techniques can be improved by using lock-in amplifier.

5.0 CONCLUSION

The existence of plasma wave interaction was observed experimentally at room temperature in conventional HEMT device. It was shown that plasma waves propagating in a short channel HEMT have a resonant response to electromagnetic radiation where the resonance occurs at certain gate voltages for the odd harmonics. Hence, the conventional HEMT device can be used as tunable THz detector operating in the THz region.

ACKNOWLEDGEMENTS

This work is partly supported by 21st century COE program “Meme-media technology approach to the R&D of next-generation ITs” from Japanese Government and Science Fund Research Grant (Vote: 79174) and FRGS Research Grant (Vote: 78205) from Malaysia Government.

REFERENCES

- [1] See for example; Proc. IEEE Int. Conf. Terahertz Electron., Nara, Japan, 1999 etc.
- [2] Dyakonov, M. and M. S. Shur. 1993. *Phys. Rev. Lett.* 71: 2465.

- [3] Dyakonov, M. and M. S. Shur, 1996. *IEEE Trans. Electron Devices*. 43: 380.
- [4] Shur, M. S. and M. Dyakonov. 1998. *Int. J. High Speed Electron*. 9: 65.
- [5] Knap, W., Y. Deng, S. Romyantsev, J. Q. Lu, M. S. Shur, C. A. Saylor and L. C. Brunel. 2002. *Appl. Phys. Lett.* 80(18): 3433.
- [6] Otsuji, T., M. Hanabe and O. Ogawara. 2004. *Appl. Phys. Lett.* 85(11): 2119.
- [7] Otsuji, T., Y. Kanamaru, H. Kitamura, M. Matsuoka and O. Ogawara. 2003. *IEICE Trans. Electron*. E86-C: 1985.
- [8] J. Q. Liu, M. S. Shur, J. L. Hesler, L. Sun and R. Weikle 1998. *IEEE Trans. Electron Devices*. 19: 373.
- [9] Hashim, A. M., T. Hashizume, K. Iizuka and H. Hasegawa 2003. *Superlattices and Microstructures*. 34: 531.
- [10] Iizuka, K., A. M. Hashim and H. Hasegawa. 2004. *Thin Solid Films*. 464–465: 464.
- [11] Hashim, A. M., S. Kasai, T. Hashizume and H. Hasegawa. 2005. *Jpn. J. Appl. Phys.* 44: 2729.
- [12] Hashim, A. M. 2006. *Plasma Waves in Semiconductors and Their Interactions with Electromagnetic Waves up to THz Region*. Ph.D Thesis Hokkaido University, Japan.
- [13] Dyakonov, M. and M. S. Shur. 2005. *Appl. Phys. Lett.* 87: 111501–1.
- [14] Satou, A., V. Ryzhii, I. Kymyrova, M. Ryzhii and M. S. Shur. 2004. *J. Appl. Phys.* 95(4): 2084.